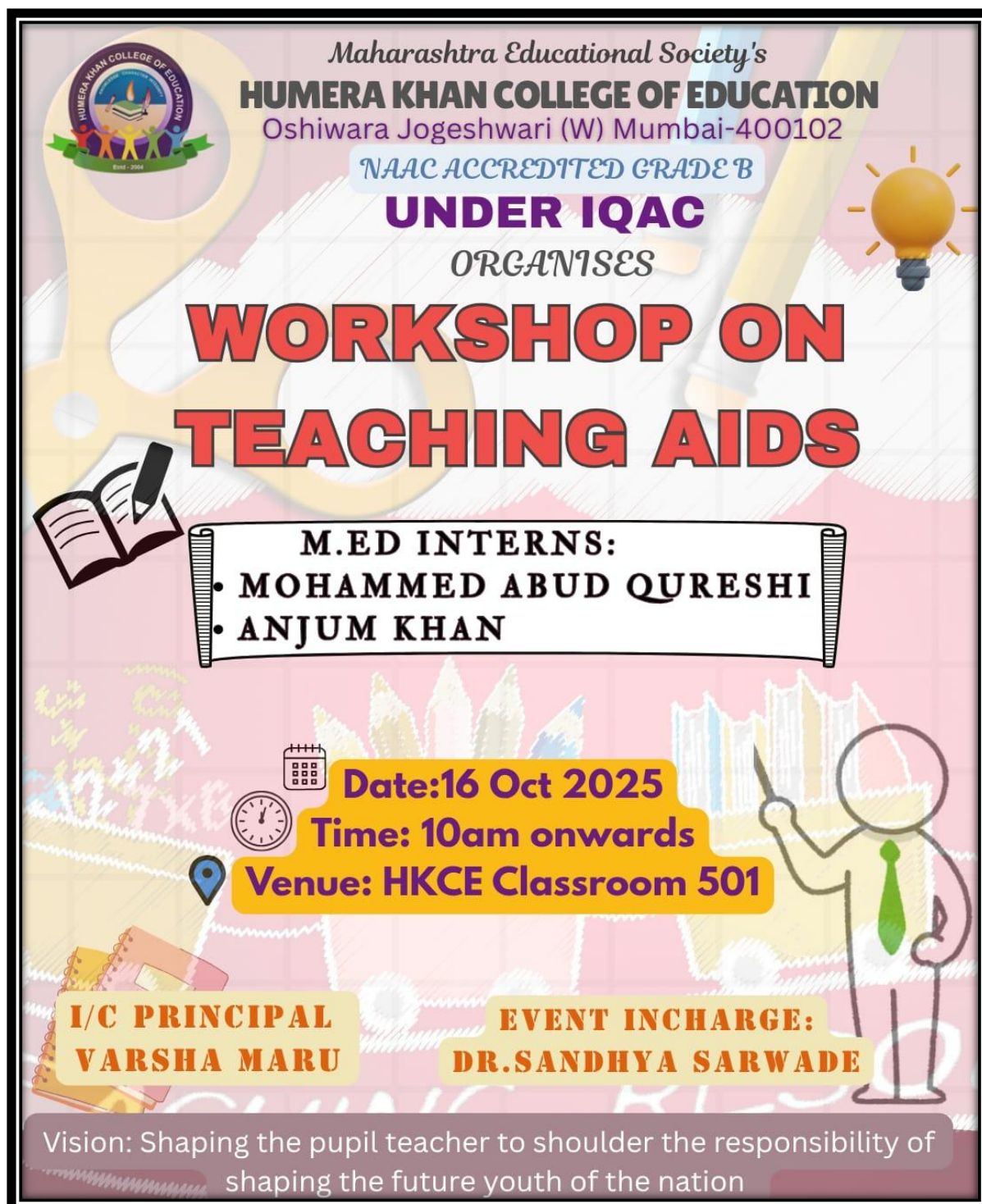


HUMERA KHAN COLLEGE OF EDUCATION, JOGESHWARI (W)

REPORT ON TEACHING AID WORKSHOP FOR STUDENTS

VENUE: B. Ed Classroom 501

DATE: 16/10/2025



The poster features a light pink background with a grid pattern. At the top left is the Humera Khan College of Education logo, which includes a circular emblem with a book and a lamp, surrounded by the text 'HUMERA KHAN COLLEGE OF EDUCATION' and 'ESTD. 2008'. To the right of the logo, the text reads 'Maharashtra Educational Society's HUMERA KHAN COLLEGE OF EDUCATION Oshiwara Jogeshwari (W) Mumbai-400102'. Below this, a blue banner states 'NAAC ACCREDITED GRADE B'. The main title 'WORKSHOP ON TEACHING AIDS' is written in large, bold, red letters with a white outline. To the right of the title is a yellow lightbulb icon. Below the title, a white scroll contains the text 'M.ED INTERNS: MOHAMMED ABUD QURESHI ANJUM KHAN'. Further down, a yellow banner provides the event details: 'Date: 16 Oct 2025', 'Time: 10am onwards', and 'Venue: HKCE Classroom 501'. To the left of this banner are icons for a calendar, a clock, and a location pin. At the bottom, two yellow boxes identify the 'I/C PRINCIPAL VARSHA MARU' and the 'EVENT INCHARGE: DR. SANDHYA SARWADE'. A stick figure of a man in a suit is on the right side. At the very bottom, a dark grey banner contains the college's vision: 'Vision: Shaping the pupil teacher to shoulder the responsibility of shaping the future youth of the nation'.

Maharashtra Educational Society's
HUMERA KHAN COLLEGE OF EDUCATION
Oshiwara Jogeshwari (W) Mumbai-400102
NAAC ACCREDITED GRADE B
UNDER IQAC
ORGANISES
**WORKSHOP ON
TEACHING AIDS**

M.ED INTERNS:
• MOHAMMED ABUD QURESHI
• ANJUM KHAN

Date: 16 Oct 2025
Time: 10am onwards
Venue: HKCE Classroom 501

**I/C PRINCIPAL
VARSHA MARU**

**EVENT INCHARGE:
DR. SANDHYA SARWADE**

Vision: Shaping the pupil teacher to shoulder the responsibility of
shaping the future youth of the nation

The Teaching Aid Workshop for First- & Second-Year B.Ed. students were organized to enhance creativity, innovation, and practical teaching skills among future educators.

OBJECTIVE

- Familiarize students with different types of teaching aids—visual, auditory, and audio-visual—and help them understand how these tools can make classroom teaching more effective, engaging, and learner-centered.
- The workshop aims to enhance your creativity and practical skills in preparing effective teaching aids for classroom use.



THINGS TO BE CARRIED:

1. Chart papers (minimum 2–3 sheets)
2. Sketch pens, crayons, and colour pencils
3. Scissors, glue, and cello tape
4. Scale and pencil/eraser
5. Any reusable craft materials (buttons, ribbons, wastepaper, etc.)
6. Pre-decided content or topic (as per your teaching subject)

During the workshop, students actively participated in hands-on sessions where they designed and presented various teaching aids such as charts, flashcards, models, puppets, and digital presentations. The session emphasized the importance of using low-cost and easily available materials to create effective learning tools.

Overall, the Teaching Aid Workshop was a highly productive learning experience that motivated students to incorporate innovative aids in their future teaching practice. It successfully achieved its goal of promoting active learning and creativity among budding teachers.

Photos





GPS Map Camera

Mumbai, Maharashtra, India 
21, Prakash Nagar, Patliputra, Jogeshwari West, Mumbai,
Maharashtra 400102, India
Lat 19.149997° Long 72.838268°
Thursday, 16/10/2025 11:10 AM GMT +05:30

Google



GPS Map Camera

Mumbai, Maharashtra, India 
21, Prakash Nagar, Patliputra, Jogeshwari West, Mumbai,
Maharashtra 400102, India
Lat 19.149955° Long 72.838313°
Thursday, 16/10/2025 11:08 AM GMT +05:30

Google



GPS Map Camera

Mumbai, Maharashtra, India 
21, Prakash Nagar, Patliputra, Jogeshwari West,
Mumbai, Maharashtra 400102, India
Lat 19.150003° Long 72.838268°
Thursday, 16/10/2025 10:57 AM GMT +05:30

Google