



महाराष्ट्र शासन

राज्य सामाईक प्रवेश परीक्षा कक्ष

Government of Maharashtra

STATE COMMON ENTRANCE TEST CELL

Information Brochure for On-Line CET

For

First Year of Degree Course in Bachelor of Education leading to

B.Ed. (2 Year Course) (Regular-Full Time)

General and Special Education Programmes

2017-2018

STATE COMMON ENTRANCE TEST CELL

Head Office: -305, Government Polytechnic Building,

49, Kherwadi, Ali Yavar Jung Marg, Bandra East,

Mumbai-400051 (Maharashtra State.)

TELEPHONE NOS:+91-22-26473719

E-MAIL Address of CET CELL:- maharashtra.cetcell@gmail.com

E-Mail Address for reporting On Line form filling problems:-

registration_helpdesk@ibps.org

WEBSITE-CET CELL:- <http://www.mahacet.org>

Competent Authority:- Commissioner, State CET CELL, Mumbai.

Nodal Officer:- Director, Higher Education, Maharashtra State,

Central Building, Pune-411001.

Telephone No:-020-26051729

Web Site-DHE : www.dhepune.gov.in

INDEX

Sr. No.	Particulars	Page No.
I	Index & MAH-.B.Ed. CET.-2017 ACTIVITY SCHEDULE	2
1	NOTIFICATIONS and RESOLUTIONS FOR REFERENCE	3
1.1	Important Notes for Candidates and Institutes	3
2	Introduction	4
3	Competent Authority+ Nodal Officer	4
4	Eligibility for Appearing to MAH-B.Ed. CET-2017	4-6
5	MH-B.Ed. CET-2017 :Schedule	6
6	Examination Fees for MAH-B.Ed. CET-2017	6
7	Procedure for On-line Application Form Filling and Registration for MAH-B.Ed. CET-2017	7-8
8	Payment of CET Examination Fees: Procedure	8-9
9	Guidelines for Scanning and Uploading of Candidate's Photograph and Signature	9-10
10	Downloading Hall Ticket through Candidate's Log-In	10-11
11	Identity Verification of the Candidate at CET Examination Centre	11
12	Candidates Reporting Late: Instructions	11
13	Test Centers for MAH-B.Ed.-CET	12-13
14	Syllabus and Marking Scheme for MAH-B.Ed. CET 2017 B.Ed-ELCT-2017	13-14
15	Guidelines for persons with disabilities using a Scribe	14
16	Action against candidates found guilty of Misconduct/ Use of Unfair Means.	15
17	MAH-B.Ed. CET- B.Ed. & ELCT-Sample Questions	15-22
18	On Line MAH-B.Ed. CET-2017 and ELCT Examination	22-24
19	General Instructions	24-26
20	Legal Jurisdiction	25
21	Post CET Process	25
22	Scribe Declaration Form	26-27
23	How to fill B.ED CET Form	28

MAH-B.Ed.-2017 ACTIVITY SCHEDULE

Sr. No.	ACTIVITY	SCHEDULE	
		First Date	Last Date
1	On Line Registration for MAH-B.Ed. CET2017 through Computer connected to Internet on the website www.mahacet.org // www.dhepune.gov.in/	05-04-2017	26-04-2017
2	Issue of Hall Ticket through login of successfully registered candidates: MAH-B.Ed. CET2017	Thursday 04-05-2017	
3	Date of On-Line MAH-B.Ed. CET2017	Saturday-13 th & Sunday 14 th May 2017	
4	Declaration of result of the MAH-B.Ed. CET2017 on the website www.dhepune.gov.in http://mahacet.org	Up to 31-05-2017 5.00 P.M.	

Important Note: The schedule displayed above is **provisional** and Competent Authority may change the same under Unavoidable Circumstances. The revised schedule, if any, will be notified on the following websites www.mahacet.org/ www.dhepune.gov.in/

1. NOTIFICATIONS and RESOLUTIONS FOR REFERENCES:

- Read:-**
- 1) Government of Maharashtra Extra-ordinary Gazette Part-4.Extraordinary
No:- 48 Regulation No:- 48-Dated 17th August 2015.
 - 2) Government Notification No. B.Ed. 4615/C.nO.210/C.E.-2 Dated 21nd January 2016.
 - 3) Government of Maharashtra Extra-ordinary Gazette Part-4-B.Extraordinary
No:- 20 Notification No:-B.Ed.4615/C.No..-210/C.E.-2 dated 22nd January
2016 (Marathi Version)
 - 4) Government of Maharashtra Extra-ordinary Gazette Part-4-B.Extraordinary
No:- 138 Notification No:-B.Ed.4616/C.R.-1/C.E.-2 dated 6th May
2016.(English Version).
 - 5) Government of Maharashtra Extra-ordinary Gazette Part-4-B.Extraordinary
No:- 194 Notification dated 20th July 2016 (Marathi Version).
 - 6) Government of Maharashtra Extra-ordinary Gazette Part-VIII
Extraordinary No.72 Maharashtra Act No. XXX of 2006 dated 1st August2006.
- Gazette Notifications are downloadable from :<http://dgps.maharashtra.gov.in>
- 7) Government of Maharashtra, Higher and Technical Education Department,
Government Resolution No:- CET-2015/C.No.-440/C.E.-2 dated 28th January 2016.
 - 8) National Council for Teacher Education, New Delhi Notification No.F-51-
1/2014-NCTE(N&S) dated 28th November 2014, Appendix-4: Norms and
Standards for Bachelor of Education Programme leading to Bachelor of Education
(B.Ed.) Degree.
 - 9) Minutes of the Meeting of the Admissions Regulating Authority dated 21st
December 2016.

1.1 Important Notes for Candidates and Institutes

- All candidates are advised to download the Information Brochure for CET and read it carefully before filling in the On-line Application Form.
- All candidates are informed that in On –Line Process every Notice, Notification, Change is intimated in On –Line – Mode only.
- Candidates are advised to keep up date with the web sites.
- Candidates are advised to seek the help of the Colleges in their locality to fill in the On-Line form if they want. CELL has issued the Notice No.3 dated 6th February 2017 to that effect.
- Application once Finally, submitted will not be allowed to be withdrawn/ Edited/Changed in any circumstances. Fees once paid will NOT be refunded under any circumstances nor can be held in reserve for next year's CET
- All Institutes/Colleges participating in the CET and CAP Process are advised to use IT infrastructure/Computer Facility of the Institute/College to help candidates fill in the on line form.
- All Institutes/Colleges participating in the CET and CAP Process should also download and keep the Information Brochure on their office record and upload all CET CELL notices on their College web site.
- All Colleges of Educations should update their web site with Infrastructure, human resources, Fees, Hostel Facility etc.



महाराष्ट्र शासन
Government of Maharashtra
राज्य सामाईक प्रवेश परीक्षा कक्ष
STATE COMMON ENTRANCE TEST CELL

2. Introduction:

Government of Maharashtra has established a State Common Entrance Test Cell (CET CELL) under Admission Regulatory Authority (ARA) as per the provision in Section 10 of Maharashtra Unaided Private Professional Educational Institutions (Regulation of Admissions and Fees) Act, 2015, (Herein after called the Act).

According to Government Resolution No.CET-2016/F.No.84/MSHI-2, 7th April 2016 the Competent Authority shall conduct the **MAH-B.Ed. CET2016** for the admission to the First Year of the Two Year Full Time Professional course in Education leading to **Bachelor of Education (B.Ed. Regular) and B.Ed.-Special Education - Hearing Impairment, B Ed Special Education – Autism Spectrum Disorder, B Ed Special Education – Learning Disability, B Ed Special Education – Intellectual Disability/Mental Retardation B.Ed. Special Education-Visually Impaired. For the Academic Year 2017- 2018.**

The admissions to the following institutes will be based on the score of CET, provided they are approved and recognized by Government of Maharashtra and are affiliated to any of the Non-agricultural University in the State of Maharashtra State :

1. All Government Colleges offering B.Ed. Course
2. All Government Aided Colleges, Aided Minority Colleges offering B.Ed. Course
3. All University Managed Colleges/ Institutes offering B.Ed. Course
4. All Un-aided Institutes/Unaided Minority Institutes offering B.Ed. Course, covered as per the Act.

3. Competent Authority and Nodal Officer:

Commissioner, State CET Cell is the **Competent Authority** to conduct the **MAH-B.ED CET-2017** as per the Provisions of 2(c) and Section 10(2) of the Act. **Director Higher Education, Maharashtra State, Central Building, Pune** is the **Nodal Officer** for all Higher Education CET and CAP.

4. Eligibility for Appearing to MAH-B. Ed. CET-2017:

- A) Maharashtra State Candidates :** (i) The candidate should be an Indian National and should have passed **Bachelor's Degree and/or Master's Degree** with subjects **Sciences, / Mathematics, / Social Sciences (History/Geography/Economics/Political Sciences/ Psychology/ Philosophy/ Education/Library Science)/Humanity Sciences** (including all Languages and Literatures like- **English, Marathi, Hindi, Urdu, Sanskrit, Pali-Prakrut** etc. studied as **Optional/Special Subject** at Graduation)/**Commerce** and have secured minimum 50% marks for Open Category Candidates either in **Bachelor's Degree and or in the Master's Degree** (49.50% and above to be considered as 50%)(Minimum 45% marks in case of Backward Class categories from State of Maharashtra belonging to

SC, ST, VJ-DT NT-(A), NT1-(B), NT-2-(C), NT-3-(D), OBC, and SBC (44.50% and above to be considered as 45%) either in **Bachelor's Degree and or in the Master's Degree.**

OR

- B) (ii) The candidate should be an Indian National and should have passed **Bachelor's Degree and/or Master's Degree** with subjects in **Engineering or Technology/** (Science and Mathematics as a Special subjects) / Bachelor's Degree and or Master's Degree with the subjects **Management / Engineering / Computers / Law/Information -Technology / Agriculture/ BBI / Medical Sciences /All Social Sciences excluding those mentioned in 3 A) (i) above / Fine Art / Performing Art (Music/Dance / Drama etc.)** and secured minimum 55% marks (54.50 % and above to be considered as 55%) either in Bachelor's Degree and or in the Master's Degree (Minimum 50% marks in case of Backward Class Category candidates belonging to State of Maharashtra belonging to SC, ST, VJ-DT NT-(A), NT1-(B), NT-2-(C), NT-3-(D), OBC, and SBC. (49.50% and above to be considered as 50%) either in Bachelor's Degree and or in the Master's Degree .

OR

The candidate should have passed **Bachelor's Degree and/ or Master's Degree** recognized as an equivalent degree by the Government of Maharashtra, in subjects mentioned in (i) and (ii) above.

OR

The candidate should have passed any **Bachelor's Degree and/ or Master's Degree** given by Open University incorporated by an act of the Central or State Legislature.

OR

The candidate should be appeared for the **Final Year Examination** of any **Bachelor's Degree** awarded by any of the universities incorporated by an Act of the Central or State Legislature or declared to be Deemed University under section 3 of the UGC act, 1956. Such candidate can be considered for provisional admission subject to passing the Degree Examination with minimum % of marks applicable for their Degree/Subject and Category to which candidate belongs.

C) **Other State Candidates :**

The candidate should be an Indian National and should have passed any **Bachelor's Degree and/ or Master's Degree** awarded by any of the universities incorporated by an act of the Central or State Legislature or declared to be Deemed University under section 3 of the UGC act, 1956 of minimum 3 years duration in any discipline recognized by the Association of Indian Universities, or possess an equivalent qualification recognized by the Ministry of HRD, Govt. of India/NCTE with minimum **55% of marks for all categories. All candidates including backward class candidates having Degree/Post Graduate Degree from Out of Maharashtra University will be considered as Open Category Candidates.**

OR

The candidate should be appeared for the **Final year examination of any Bachelor's Degree** awarded by any of the universities incorporated by an act of the Central or State Legislature or declared to be Deemed University under section 3 of the UGC act, 1956 of **minimum 3 years duration** in any discipline recognized by the Association of Indian Universities, or possess an equivalent qualification recognized by

the Ministry of HRD, Govt. of India/NCTE. Such candidate can be considered for provisional admission subject to passing the degree examination with minimum 55% of marks.

- **Candidates who are appearing for the qualifying examination in the academic year 2016-2017 are also eligible to apply for CET/ Entrance Examination. Such candidates will become eligible for filling in the CAP admission form only if they score Minimum required % and produce marks Memo/ Degree Certificate of the Qualifying Examination while filling in the Admission Form post their qualifying the CET Examination.**

Notes:

- **Aggregate marks mean the Grand Total of marks obtained by the candidate at the Certificate/Diploma /Degree on which the Class/ Division/Grade is awarded by the Board/ University.**
- **In case the candidates are awarded Grade/s,/CGPA instead of marks, the conversion of Grade/s, CGPA to percentage of marks would be based on the formula/procedure certified by the Board University/ Institution from where the candidate has obtained the Bachelor's Degree/Master's Degree. The candidate will have to bring the necessary proof to that effect from the University/ Institution. Grades /CGPA considered for Awarding the degree should be taken into consideration.**
- **The percentage of marks shall be calculated by rounding off to two places after decimal.**
- **The candidate belonging to SC, ST, VJ-DT NT-(A), NT1-(B), NT-2(C), NT-3(D), OBC, and SBC categories should produce "Caste Certificate" issued by the Competent Authority to issue it, as per requirement and the candidates belonging to ST Category should submit "Tribe Validity Certificate" issued by the Scrutiny Committee of Tribal Development Department and Candidates belonging to VJ-DT NT(A), NT1(B), NT-2(C), NT-3(D), OBC, and SBC should submit Valid Non Creamy Layer Certificate as applicable, at the time of verification of documents/Admission.**

5. MAH-B.Ed. CET-2017 Schedule:

MAH-B.Ed. CET-2017 along with B.Ed. ELCT shall be conducted only in the **On-Line Mode** in **Multiple Sessions**, if required. MAH-B.Ed. CET-2017 will be conducted on **Saturday the 13th MAY 2017 and Sunday 14th May 2017**. Candidates shall have to appear for the On-Line CET strictly as per the date and session allotted to them at the allotted **Center and Venue in Maharashtra only** .

No candidate will be allowed to appear for the Test in other than the allotted Session, Centre and Venue mentioned in the Hall ticket.

6. Examination Fees for CET

Application Form Processing Fees as stated below is to be paid through on-line system only by **Internet Payment, Credit Card/ Debit Card (RuPay/Visa/MasterCard/Maestro), Internet Banking, IMPS, Cash Cards/ Mobile Wallets** for which the service charges, as per rules, shall be applicable in addition to the **Application Form Processing Fees**. No other mode of payment shall be permitted.

The fees once paid is non-refundable and non-transferable under any circumstances.

For all candidates from Outside Maharashtra State* (OMS), Open Category Candidates from Maharashtra State and J&K Migrant candidates	Rs. 800/-**
For Candidates belonging to Maharashtra State of Backward class Categories (SC, ST, VJDT, NT (A), NT-1 (B), NT-2(C), NT-3(D), OBC and SBC categories. Having valid Caste Certificate, Caste Validity and Non creamy layer Certificate as applicable to each	Rs. 400/-**

category	
----------	--

Fees once paid is Not Refundable under any circumstances.

* Candidates from Out- side Maharashtra Universities will be considered as Open Category candidates and criteria applicable to Open category candidates will be applicable to them., NRI/OCI/PIO/Foreign National Students desirous of seeking Admission to MAH.-B.Ed.-2017 course are exempted from MAH-B.Ed. 2017 CET. They will have apply On-Line and Pay Stipulated Fee and get their documents verified by the Committee detailed in B.Ed. CAP Information Brochure to be published on line after the declaration of CET Result.

Detailed description of categories and Quota for Candidates having Caste Certificate from Maharashtra State only :-

**** As decided in ARA Meeting dated 21st December 2016.**

Detailed Description of Categories and Quota for Candidates having Valid Caste Certificate from Maharashtra State only :-

Sr. No.	Category	Quota %
1	Scheduled Caste and Scheduled caste persons who have adopted Buddhist Religion	13
2	Scheduled Tribe (ST)	7
3	De-Notified Tribes (14 Similar Tribes) (VJ/DT)- A	3
4	Nomadic Tribes (28 Tribes before January 1990) and similar Tribes) (NT-1)- B	2.5
5	Nomadic Tribes (Dhangar and Similar Tribes (NT-2)- C	3.5
6	Nomadic Tribes (Vanjari and Similar Tribes) NT-3)- D	2
7	Other Backward Class (OBC)	19
	Total	50

Source: Maharashtra Act No. XXX of 2006.

7. Procedure for Online Application Form Filling and Registration MAH-B.Ed. CET2017

In order to appear for MAH-B.Ed. CET2017, the Candidates are required to **apply On-Line** as per the detailed procedure/guidelines given below:

A) IMPORTANT POINTS TO BE NOTED BEFORE REGISTRATION

Before applying online, Applicants/Candidates should-

- go through the Information Brochure made available to them on line and check for Eligibility criteria. Candidates in their own interest are advised to take a print out of the Information Brochure and keep it handy for all references.
- Scan their photograph and signature ensuring that both the photograph and signature adhere to the required specifications as given under **Guideline for photograph & signature scan and upload.**

- Have a **valid E-mail ID and Mobile No.**, which should be kept active till the completion of this admission Process.

APPLICATION FEES/INTIMATION CHARGES (NON REFUNDABLE)

Application Fees for CET is to be paid in On-Line Mode. The Fees once paid is not refundable. Bank Transaction charges for Online Payment of application fees/intimation charges will have to be borne by the Applicant.

B) Application Registration Procedure for CET:

Applicants are required to visit DHE's website <http://www.dhepune.gov.in> or CET CELL's web site <http://www.mahacet.org> and open the given application form link. For filling the Online Application Form, they should click on the option "**APPLY ONLINE**" which will open a **new screen**.

- (i) To register applicant should follow the below given steps:-
 - a) Choose the tab "**Click here for New Registration**" and enter Name, Contact details and E-mail ID.
 - b) **A provisional Registration Number and Password** will be generated by the system and displayed on the screen.
 - c) **Applicant should note down the Provisional Registration Number and Password in their note book and preserve it throughout the process.**
 - d) An Email and SMS indicating the Provisional Registration Number and Password will also be sent on the Mobile Number given by the Candidate. The Candidates are advised in their own interest to note down the Provisional Registration Number and Password in the notebook.
- (ii) In case the applicant is unable to complete the application form in one go/one attempt, he/she can save the data already entered by choosing "**SAVE AND NEXT**" tab. Prior to submission of the online application, applicants are advised to use the "SAVE AND NEXT" facility to **verify** the details in the online application form and **modify** the same if required before Finally submitting the Form..
- (iii) Applicants are advised to carefully fill and verify the details filled in the online application themselves **as no change will be possible/ entertained after clicking the FINAL SUBMIT BUTTON**. No request for change in details will be entertained by the CET CELL. Hence the candidates are advised to verify their details before finally submitting the form.
- (iv) The Name of the applicant or his/her Father/Husband etc. should be spelt correctly in the application as it appears in the **SSC/HSC/Convocation/Degree Certificates/ Mark sheets of the equivalent degree**.. Any change/ alteration found may disqualify the candidature.
- (v) Applicants should Validate their filled in details and Save their filled in application by clicking the '**Validate Your Details**' and '**Save & Next**' button.
- (vi) Applicants can proceed to **upload Photo & Signature** as per the specifications given in the Guidelines for Scanning and Upload of Photograph and Signature.
- (vii) Applicants can proceed to fill other details of the Application Form.
- (viii) Click on the Preview Tab to preview and verify the entire application form before **FINAL SUBMISSION**.
- (ix) Modify details, if required, and click on '**FINAL SUBMIT ONLY**' after verifying and ensuring that the photograph, signature uploaded and other details filled by you are correct.
- (x) Click on '**Payment**' Tab and proceed for payment.
- (xi) Click on '**Submit**' button. Candidates will not be able to **Edit** the On-Line form, after the Form is **Finally Submitted On -Line**.

8. Payment of CET Examination Fees: Procedure:

Candidates are expected to remit the Form Fee using On Line Mode only as detailed below.

- i) The Candidate's Completed Application Form is integrated with Payment Gateway and the payment process can be completed by following the instructions.
- ii) The payment can be made by using **Debit Cards (RuPay/Visa/MasterCard/Maestro). Credit Cards, Internet Banking, IMPS (Immediate Payment Service)** an instant inter bank electronic **Fund Transfer Service through Mobile Phones., Cash Cards/ Mobile Wallet.**The **Bank transaction charges for On-Line Payment of Application Fee/ Intimation Charges will have to be borne by the Candidate.**
- iii) **The Candidate should ensure their eligibility before applying On Line/Paying the Fees.**
- iv) After submitting your payment, information in the online application form, **PLEASE WAIT FOR THE INTIMATION FROM THE SERVER. DO NOT PRESS BACK OR REFRESH BUTTON IN ORDER TO AVOID DOUBLE CHARGE.**
- v) On successful completion of the on line transaction, an **e-Receipt** will be generated.
- vi) Non-generation of 'e-Receipt' indicates PAYMENT FAILURE. On failure of payment, applicants are advised to login again using their Provisional Registration Number and Password and repeat the process of payment.
- vii) Applicants are required to take a **print out of the e-Receipt** and online application form and preserve it properly. **Please note that if the same cannot be generated, online transaction may not have been successful.**
- viii) For Credit Card users: All charges are listed in Indian Rupee. If you use a non-Indian Credit Card, your bank will convert to your local currency based at prevailing exchange rates.
- ix) To ensure the security of your data, please close the browser window once your transaction is completed.
- x) **There is facility to print application form containing fee details after payment of fees. Candidates are advised to take a print out of the application form containing fee-details and preserve it.**
- xi) **No other mode of payment of fees will be accepted.**

9. GUIDELINES FOR Scanning and Uploading of Candidate's PHOTOGRAPH & SIGNATURE

- IN CASE THE FACE IN THE PHOTOGRAPH OR SIGNATURE IS UNCLEAR, THE APPLICATION MAY BE REJECTED.
- APPLICANT MAY EDIT THE APPLICATION AND RE-UPLOAD THE PHOTOGRAPH/ SIGNATURE IN CASE PHOTOGRAPH AND SIGNATURE IS NOT CLEAR..

I. PHOTOGRAPH IMAGE:

- Photograph must be a **recent**, passport size, color picture.
- The picture should be in **color, against a light-coloured, preferably white background.**
- Look straight at the camera with a relaxed face.
- If the picture is taken on a sunny day, have the sun behind you, or place yourself in the shade, so that you are not squinting and there are no harsh shadows.
- If you have to use flash, ensure there's no "red-eye".
- If you wear glasses make sure that there are no reflections and your eyes can be clearly seen.
- Photographs taken wearing Caps, Hats and Dark Glasses are not acceptable. Religious headwear is allowed but it must not cover your face. Your face should be clearly visible.
- Dimension 200 x 230 pixels is preferred.
- Size of file should be between 20kb-50kb.
- Ensure that the size of the scanned image is not more than 50KB. If the size of the file is more than 50KB, then adjust the settings of the scanner such as the DPI resolution, No.of colours etc. during the process of scanning.

- Candidates are advised to keep one copy of the photograph uploaded to be pasted on the Hall Ticket. The Uploaded photo image and photo pasted on the Hall Ticket should match. In case of the mismatch of photo, the applicant may be disqualified.

II. SIGNATURE IMAGE :

- The applicant has to sign on white paper with Black Ink pen.
- **The signature must be signed only by the applicant and not by any other person.**
- The applicant's signature obtained on the Hall Ticket and Attendance Sheet at the time of the CET examination should match with the uploaded signature. In case of mismatch of signature, the applicant may be disqualified.
- Dimensions 140 x 60 pixels is preferred for Signature image..
- Size of file should be between 10kb-20kb.
- Ensure that the size of the scanned image is not more than 20KB.

III. SCANNING THE PHOTOGRAPH & SIGNATURE

- Set the scanner resolution to a minimum of **200 dpi** (Dots per Inch).
- Set Color to True Color.
- File Size as specified above.
- Crop the image in the scanner to the edge of the Photograph/Signature, then use the upload editor to crop the image to the final size (as specified above).
- The image file should be JPG or JPEG format. An example file name is: image01.jpg or image01.jpeg. Image dimension can be checked by listing the folder files or moving the mouse over the file image icon. Applicants using MS Windows/MS Office can easily obtain photo and signature in .jpeg format not exceeding 50KB & 20KB respectively by using MS Paint or MS Office Picture Manager. Scanned photograph and signature in any format can be saved in .jpg format by using 'Save As' option in the File menu and size can be reduced below 50KB (photograph) & 20KB (Signature) by using crop and then resize option [Please see point (i) & (ii) above for the pixel size] in the 'Image' menu. Similar options are available in other photo editor also.
- **If the size and format are not as prescribed, an error message will be displayed.**
- While filling in the Online Application Form the applicant will be provided with a link to upload his Photograph and Signature.

IV. Procedure for Uploading the Photograph and Signature

- There will be two separate links for uploading Photograph and Signature.
- Click on the respective link "Upload Photograph/ Upload Signature".
- Browse and Select the location where the Scanned Photo/Signature file has been saved.
- Select the file by clicking on it.
- Click the 'Upload' button
- **An online application which is incomplete** in any respect such as without Photograph and Signature uploaded in the online application form/unsuccessful fee payment **will not be considered as valid.**
- **After registering on-line, candidates are advised to take printout of their system generated on-line application form.**
- **Important Note for All Candidates:- Applications once Finally Submitted will not be allowed to be withdrawn/ Edited/Changed in any circumstances. Fees once paid will NOT be refunded under any circumstances and nor can be held in reserve for next year's CET.**

10. Downloading Hall Ticket through Candidate's Log-in.

As per the schedule given in the Information Brochure and Latest Notifications/ Notices published on the web sites the candidates will have to visit the [http:// www.dhepune.gov.in/](http://www.dhepune.gov.in/) www.mahacet.org website/s for downloading Hall Ticket on-line Test from the given link. . Intimations for downloading Hall Ticket will also be sent through E-mail/SMS. The candidates should keep their e-mails and mobile phones active during the entire admission process. Candidates having Do not Disturb mode active may not get sms alerts. Hence all candidates are advised to check their E-mail accounts and visit web sites on regular basis. Once the candidate clicks the relevant link, he/she can access the window for Hall Ticket download. The candidate is required to use 1) Registration Number/ Roll No, ii) Pass-word/ Date of Birth in-- **dd-mm-yy** format for downloading the Hall Ticket. The candidate needs to affix recent recognizable photograph on the Hall Ticket preferably the same provided during registration and appear at the examination centre with 1) Hall ticket ii) Photo Identity Proof as stipulated below and also specified in the Hall Ticket and **photo Identity proof as brought in original.**

11. Identity Verification of the Candidate at CET Examination Centre:

In the Examination hall, the Hall Ticket along with original of the Candidate's currently valid photo identity (bearing reasonably the **same name** as it appears on the Hall Ticket.) Such as **PAN Card, Pass port/ Driving License / Voter's Card/ Bank Pass Book with photograph/** Photo-identity proof issued by the Gazetted officer on official letter head, along with the photograph, Photo identity proof issued by the People's Representative on the official letter head along with photo graph, **Aadhar Card with photograph/** E-Aadhar Card with Candidate's Photograph, Employee ID with Photograph, Bar Council identity card with photograph, original Identity Card issued by the recognized College/Department of University valid for Academic Year 2016-2017, Original Hall Ticket/Admit Card with Candidate's Photograph issued for the Board/University examination held in the year 2017 only should be submitted to the invigilator for verification. The candidate's identity will be verified with respect to his/her details on the Hall Ticket. If the candidate fails to bring specified Original Photo Identity Card in original and specified change of name document in original along with Hall Ticket, he/she may not be allowed to appear for the Examination. Candidates must remember that **Ration Card are not valid ID proof for the Examination.**

Note: Candidates have to produce in original the photo identity proof along with examination Hall Ticket while attending the CET Examination, without which they will not be allowed to take up the examination. Candidates must note that the name as appearing on the Hall Ticket (provided during the process of registration) should reasonably match the name appearing as on photo identity proof. **Female candidates who have changed their first /last / middle name post marriage must take special note of this.** If there is any mismatch between the name indicated in the Hall Ticket and photo identity proof, the candidate will not be allowed to appear for the Examination. In case of candidates who changed their name will be allowed only if they produce Gazette Notification./ their Original Marriage Certificate/ Affidavit in original declaring change in name. **In no case colour Xerox, Mobile photo of the original identity proof will be allowed.**

12. Candidates Reporting Late: The candidates reporting to the CET Examination after the time specified on the Hall Ticket for the Examination will not be permitted to take the examination. The reporting time mentioned on the Hall Ticket is prior to the start time of the on line test. Though the duration of the Examination is **90 (Ninety) Minutes** for B.Ed. CET and **60 (Sixty) Minutes** for **B.Ed.-ELCT**, candidates may be required to be at the venue for about 200 (Two Hundred) minutes including the time required for completion of various formalities such as verification, collection of various requisite documents, logging in, giving instructions etc. In the on line examination mode, once the system administrator has logged in, no candidate can be allowed to take the on line test. **Hence the candidates are advised to report to the Examination Centre much before the Reporting time. If the candidate reaches late to the Centre, in no case the Candidate will be adjusted in the other batch if any. Candidate himself will be responsible for denial of entry in the Centre for Late Reporting and or Non Submission of the Original Photo ID Proof and Original Change of Name.**

Proof whatever may be applicable to him/her. Candidates are advised to keep in mind possibility Mega-Blocks, Traffic Jams and try to reach the Examination Centre much before the assigned time.

13. Test Centers for CET:

1. MAH - B.Ed. CET 2017 will be conducted in the **selected cities in Maharashtra**. The cities in which MAH-B.Ed. CET 2017 will be conducted are designated as “Centers” for the CET.
2. Each Centre may have many “Venues” depending upon the number of candidates appearing at that Centre.
3. A candidate appearing for CET shall be give his/her preference for the Centre, however, the **Competent Authority reserves the right to allocate the Centre and Venue**.
4. The examination will be conducted on-line at venues given in the respective Hall ticket of the Candidate.
5. **No request for change of Centre/Venue/Date/ Session for the Examination shall be entertained by CET CELL/Directorate of Higher Education under any circumstances.**
6. **Competent Authority, however, reserves the right to cancel any of the Examination Centres and /or add some other Centers, at its discretion, depending upon the response or number of applications for particular centre, administrative feasibility etc.**
7. **Competent Authority also reserves the right to allot the candidate to any centre other than the one he/she has opted for in On-Line Application form.**
8. **Candidate will appear for the examination at the Examination Centre at his/her owns risk and expenses and Competent Authority will not be responsible for any injury or losses etc. of any nature.**
9. **Choice of Centre once exercised by the candidate will be final and binding on the candidate..**
10. **If sufficient number of candidates does not opt for a particular centre for “Online” examination, Competent Authority reserves the right to allot any other adjunct centre to those candidates OR if the number of the candidates is more than the capacity available for online examination for a Centre, Competent Authority reserves the right to allot any other centre to the candidate.**

14. Syllabus and Marking Scheme for MAH-B.Ed. CET 2017:

The On Line CET is comprising of one paper with Three sections:

Sr. No.	Area	No of questions	Marks per question	Total Marks
1	Mental Ability	40	1	40
2	General Knowledge	30	1	30
3	Teacher Aptitude	30	1	30
	Total	100	1 per question	100

The questions will be objective Multiple Choice Questions with Four options.

There is no Negative Marking.

The time allotted is One Hour Thirty Minutes.

Medium of Test will be English and Marathi.

14.1 Contents of the Sections:

1. **Mental Ability (40%)** The content of this test aims to judge your **reasoning power** It also helps to judge how accurate you can think. This test will contain questions based on Series, Syllogism, Coding-Decoding, Relationship, Analogies, Classification, Problems on Dice, etc., either in Verbal or Non-Verbal form.
2. **General Knowledge (30%):** The aim of this section is to test how well you are acquainted with the happenings in the surroundings at Local, National, International Level including Past Events, Current Affairs including, Science and Technology, History, Geography, Civics, Political Science and Literature in General.

3. **Teacher Aptitude (30%):** The Test aims to know your capacity to become teacher. It will contain questions related to your keenness to update your knowledge, leadership qualities awareness about changes in Education and Society , communication and Professional commitment etc.

14.2 English Language Content Test:(ELCT)

1. The Candidates seeking admission to **English Medium Colleges of Education** will also have to appear for **English Language Content Test (ELCT)** along with **B.Ed. CET**.

Sr. No.	Area	No of questions	Marks per question	Total Marks
1	Reading Comprehension	20	1	20
2	Vocabulary Focus	05	1	05
3	Grammar Focus	08	1	08
4	Sentence Formation	07	1	07
5	Phonetics	03	1	03
6	Verbal idioms and Proverbs	05	1	05
7	Figures of Speech	02	1	02
	Total	50		50

The ELCT questions will be objective Multiple Choice Questions with Four options.

There is no Negative Marking.

The time allotted is One Hour (Sixty Minutes).

Medium of Test will be English.

Special Note:- The candidate desirous of seeking admission in English Medium Colleges of Education will have to opt for ELCT CET while filling in the form and confirm before submitting the form. No request post submission in this regard will be entertained. ELCT CET will also be conducted in On Line Mode before/after the B.Ed. CET. The candidates who do not opt for and appear for ELCT will not be able to opt for English Medium Colleges of Education in the CAP process. Hence the candidates willing to seek admission in English Medium Colleges should carefully opt for ELCT examination without fail. Kindly remember that form once submitted cannot be verified, rectified and edited.

15. Guidelines for persons with disabilities using a Scribe:

The **visually impaired** candidates (Including blind and Candidates having low vision) whose writing speed is adversely affected permanently due to **Physical Disability**, (Dominant Hand Affected Candidate), and Candidates suffering from Dyslexia, Dyscalculia, Dysgraphia or for any reason can use their own scribe at their own cost during the on-line examination, subject to the limits in (ii) and (iii) below in all such cases where scribe is used the following rules will apply:

- The candidate will have to arrange his/her own scribe at his /her cost.

The scribe arranged by the candidate should not be a candidate for the same examination. If violation of the above is detected at any stage of the process; candidature of the both the candidates and the scribe will be cancelled. Candidates eligible for and who wishes to use the services of the scribe in the examination should invariably carefully indicate the same in the online application form. Any subsequent request may not be favorably entertained.

- A person acting as a scribe for one candidate cannot be scribe for another candidate.

ii) The scribe can be from any academic stream.

iii) Both the candidate as well as the scribe will have to give suitable undertaking confirming that the scribe fulfills all the stipulated eligibility criteria for the scribe mentioned above in the Prescribed Format. Further in case it is later transpires that he /she did not fulfil any laid down eligibility criteria or suppressed material facts the candidature of the applicant will stand cancelled., irrespective of the result of the on-line examination.

- Those candidates who use a scribe shall be eligible for compensatory time of 20 minutes for every hour of the examination.
- **Only those candidates who have registered for compensatory time will be allowed the additional compensatory time. No request for compensatory time will be entertained at the Examination centre.** Such concessions since compensatory time given to the candidates shall be system based, it shall not be possible for the Competent Authority to allow such time if he/she has not registered for the same while filling in the Application of On-line CET form. Candidates not registered for compensatory time shall not be allowed such concessions.
- **The candidate with disability seeking scribe should fill in the form enclosed at the end of this Information Brochure affix the photo and enclose self-attested certificate from Civil Surgeon certifying the disability to be 40% and above in case of Low Vision, dominant Hand Affected candidates and Certificate from Civil Surgeon/Competent Medical Authority in case of Dyslexia, Dysgraphia, Dyscalculia candidates..**

16. Action Against candidates found guilty of misconduct/ use of unfair means:

Candidates are advised in their own interest that **they should not furnish any particulars that are false, tampered with or fabricated and should not suppress any material information while submitting on-line application. At the time of examination or in subsequent admission procedure, if a candidates (or has been) found guilty of:-**

- Using unfair means
- Impersonating or procuring impersonification by any person or
- Misbehaving in the Examination Hall or disclosing , publishing, reproducing, or any information therein in whole or part thereof in any form or by any means, verbal or written, electronically or mechanically for any purpose or
- Resorting to any irregular or improper means in connection with his/her candidature or
- Obtaining support of his/her candidature by unfair means, or
- Carrying Mobile Phones or similar electronic devices of communication in the examination hall, such a candidate may, in addition to rendering himself/herself liable to criminal prosecution, be liable to be disqualified from the examination/admission for which he/she is a candidate. The candidate himself/herself will be responsible for the possible consequences. **Candidate himself will be responsible for the Safe custody of the mobile, since mobile is not allowed in side the premises of the CET Examination.**
- An unruly behavior/misbehavior in the Examination Hall will result in the cancellation of the candidature.

17. Sample Questions:

17.1 B.Ed. CET Sample Questions :

Syllogism :-

Here two separate statements are provided. From the given two statements you have to draw the conclusion.

Q.1. (a) Some women are teachers. (b) No teacher is graduate.

1. No women are graduates. 2. No graduate is a woman.
 3. Some women are not graduates. 4. No teachers are women.

Ans. Here the answer is

1 2 3 4

Q.2. (a) All books are boxes. (b) Some boxes are tables.

1. All books are tables. 2. All tables are books
 3. Some books are not boxes 4. Some books are tables.

Ans. Here the answer is

1 2 3 4

Coding and Decoding :-

A code consists of different signs and symbols used in a specific way. Different numbers, figures, letters also can be used. Sometimes by changing the order of letters etc. also, coding can be done. Decoding is easy when you find the rule behind the coding.

Q.1. In a certain code MOTHER is written as 162534 and FAME is written as 9813. How is FARMER written in that code ?

1. 984134 2. 984314
 3. 894134 4. 984143

Ans. The answer here is

1 2 3 4

Relationship :-

You have to work out the relationship of two persons from the information given in the question.

Q.1. A is the brother of B. B is the Brother of C. C is the husband of D. E is the father of A. How is D related to E ?

1. Wife 2. Daughter
 3. Daughter in Law 4. Sister.

Ans. The Answer here is

1 2 3 4

Analogy :-

First of all establish the relationship between the first two words in the given pair. Then you have to find the same relationship in one of the pairs in the alternatives given.

Q.1. Pilot : Plane

1. Lawyer : Court 2. Captain : Ship
 3. Tractor : Farmer 4. Actor : Stage

Ans. The answer is

1 2 3 4

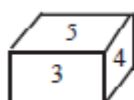
as pilot controls the plane and captain controls the ship.

Problems on Dice :-

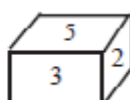
A dice has six faces. On each face one number is written. The same dice will be shown to you in different positions. After observing these you have to find the number opposite to a given number on the dice.

Q.1.

(a)



(b)



(a) and (b) are the two positions of the same dice. IF in another position '1' is at the bottom, which number will be on the top ?

- | | |
|------|------|
| 1. 2 | 2. 4 |
| 3. 5 | 4. 3 |

Ans. The answer is 4



(because 1 is opposite to 3)

3.2) Teacher Aptitude :-

Updating the Knowledge :-

Q.1. How do you spend your leisure time ?

1. Most of the time viewing movies on T.V.
2. Playing cards
3. Reading books
4. Doing nothing in specific

Ans. Here the expected answer is 3



Leadership Quality :-

Q.1. Suppose you are a teacher, which activity will you prefer to undertake ?

1. Becoming a member of environmental club.
2. Carrying out the programmes as decided by school authorities.
3. Organizing a survey study.
4. Helping the headmaster to prepare rules to operate the student welfare fund.

Ans. Here the answer is



Awareness towards the Change in Education and Society :-

Q.1. In which of the following activities have you participated?

1. I read newspaper almost everyday.
2. I listen to the radio news almost everyday.
3. I attend to the T.V. news almost everyday.
4. Because of busy schedule I don't get time for any of the above (1,2 & 3) things.

Ans. The answer here is



Communication :-

Q.1. In which of the following activities have you participated ?

- (a) Organizing sports competitions.
- (b) Writing in school / college magazine or in newspaper.
- (c) Attending elocution competitions.
- (d) Participating in field trips.

- | | |
|----------|----------|
| 1. b | 2. c & d |
| 3. a & d | 4. a & c |

Ans. Here the expected answer is



Interest in the Teaching Profession :- Read the following incomplete sentence. Select the most appropriate alternative to complete it.

Q.1. I decided to become a teacher because –

1. My parents are teachers.
2. I like to be a teacher
3. I did not get any other job.
4. I can make money through private tuitions.

Ans. The expected answer here is

1 2 3 4

Professional Commitment :-

Q.2. Suppose you are a teacher and you come across a fellow teacher who is violating the Professional Ethics for teachers. Then you will –

1. Convince and persuade the concerned teacher to follow the ethics.
2. Inform the headmaster.
3. Criticize him in front of other teachers.
4. Ignore that.

Ans. Here, the expected answer is

1 2 3 4

3.3) General Knowledge :-

Read the following questions carefully and select the correct answer from the given alternatives.

Q.1. Who invented the law of center of gravity ?

1. Albert Einstein
2. Isac Newton
3. Charles Darwin
4. Galileo

Ans. Obviously, here the answer is Isac Newton means alternative no. 2

1 2 3 4

Q.2. 'Tadoba' is a famous national park situated in _____ .

1. Nagpur
2. Borivali
3. Kolhapur
4. Chandrapur

Ans. The correct answer is 'Chandrapur' i.e. the alternative 4

1 2 3 4

Q.3. The originator of 'basic education system' was _____ .

1. Dr. Radhakrishan
2. Ravindranath Tagor
3. Mahatma Gandhi
4. Rajendra Prasad

Ans. The answer here is 3

1 2 3 4

Q.4. The Central Government prescribed fees for MBA (IIM, Ahmedabad) course as Rs. _____ .

1. 32,000/-
2. 30,000/-
3. 1,30,000/-
4. 35,000/-

Ans. The answer is

1 2 3 4

17.2 English Language Contain Test (ELCT) Sample Questions :

1) Comprehension of the Passage

If you are sitting on a mountain top and before you is the vast horizon, you feel that the whole of nature is dragging your mind in a vast cradle. Rabindranath Tagore learnt from nature, he enjoyed the colour, the smell, the light and joy of nature. In one of his songs of the Gitanjali, one feels as if he is dancing with the words "Light! Light!" on his lips. As a child he experienced with his father, the limitless charming beauty of the Himalayas and their sublime and deep serenity. Later as an adult, he spent four months at a time in a boat, on the river Padma. He would spend his days in the delightful company of the wind, the waves, the birds, the sky, the sunrise and the glorious sunset. We notice in Tagore's poetry the tenderness and the fragrance of his days.

1.1 What does the poet imagine when he sits on a mountain top, looking at the horizon?

- 1) Nature is beautifully dressed.
- 2) Nature is our mother.
- 3) The beauty of nature is always changing.
- 4) The mind grows vast with the beauty of nature.

Ans.: 2

1 2 3 4

1.2 Which natural regions are mentioned in this passage?

- 1) mountains, sunrise
- 2) rivers, sunset
- 3) sunrise, sunset
- 4) mountains, rivers

Ans.: 4

1 2 3 4

1.3 What did Rabindranath Tagore experience with his father in the Himalayas?

- 1) He experienced beauty.
- 2) He experienced the beauty and the deep serenity of the mountains.
- 3) He spent his days in the company of the rivers in the Himalayas.
- 4) He spent his time in the company of rivers and mountains.

Ans.: 2

1 2 3 4


1.4 What effect did the company of the wind, the waves, the birds, the sky, the sunrise and the sunset have on the poetry of Rabinranath Tagore?

- 1) His poetry was filled with tenderness and fragrance.
- 2) His poetry became musical and beautiful.
- 3) His poetry gained greatness and depth.
- 4) His poetry became sublime and deeply serene.

Ans.: 1

1 2 3 4

1.6 Figure to Description



Picture No. 1

- 1) This Picture shows
- 1) Railway 2) Station 3) Platform 4) Waiting room

Ans.: 3

1 2 3 4

- 2) The train is

- 1) Arriving 2) Departing 3) Stopping 4) Whistling

Ans. :2

1 2 3 4

- 3) The Relatives are their hands.

- 1) Shaking 2) Showing 3) raising 4) waving

Ans.:4

1 2 3 4

2) Vocabulary Focus

- 2.1 Choose the correct **synonym** for the word 'industrious'

- 1) manufacturer 2) industrialist 3) hard-working 4) labourer

Ans. : 3

1 2 3 4

- 2.2 Choose the correct **antonym** for the word 'innocent'

- 1) poor 2) guilty 3) harmful 4) involved

Ans.: 2

1 2 3 4

- 2.3 Choose the correct **homonym** for the word 'a loud'

- 1) loudly 2) slowly 3) alive 4) allowed

Ans.:4

1 2 3 4

3) Grammar Focus :

- 3.1 Fill in the blanks with the right preposition from those given below :

1) to 2) of 3) about 4) on

Ans.: 1

2 3 4

3.2 Choose the number of punctuation errors in the sentence.

'Who broke this desk' asked the teacher 'not i' said Pratap.

1) 6 2) 7 3) 8 4) 9

Ans. : 4

1 2 3

3.3 Choose the correct spelling.

1) sincerely 2) sincerely 3) sincerly 4) sincerley

Ans.: 3

1 2 3 4

4) Sentence conversion - Affirmative to Negative.

4.1 We should tell the truth.

This statement can be converted into negative as —

1) No one should tell the truth. 2) We should not tell the truth only.

3) Everybody should not tell the truth. 4) We should never tell lies.

Ans.: 4

1 2 3

4.2 Exclamatory to Assertive —

Oh! What a fantastic show that was. This statement can be converted into assertive as —

1) Was it a fantastic show? 2) It was a very fantastic show.

3) A very fantastic show was done by them. 4) It was not at all a fantastic show.

Ans.:2

1 2 3 4

Sentence Conversion - Jumbled Sentences

4.3 Which of the following is grammatically correct sentence?

1) This is one of the excellent book I have read.

2) These are one of the excellent books I have read.

3) This is one of the excellent books that I have read.

4) These are many of the excellent book that I have read.

Ans.:3

1 2 3 4

5) Phonetics :

5.1 The Phonetic transcription of the word 'all' is —

1) /__ / 2) /_:_ / 3) / AAL / 4) /____ /

Ans.:2

1 2 3 4

5.2 Choose the correct stress.

1) 'arrangement 2) arr'angement 3) arrange'ment 4) arangem'ent

Ans.:1

1 2 3 4

6) Verbal Idioms and Phrases

6. 1 Choose the correct meaning of the following phrase —

to lead a dog's life —

- 1) to lead a natural life 2) to lead a life of lordship
3) to lead a miserable life 4) to live a faithful life.

Ans.: 3

- 1 2 3 4

6. 2 Choose the correct meaning of the following phrase 'in tune with' —

- 1) together with 2) according to 3) related to 4) friendly with

Ans.: 4

- 1 2 3 4

Proverbs

6. 3 Choose the correct meaning of the following proverbs —

- 1) All clouds are bright.
2) There is equality in nature.
3) Everything has something good and positive in it.
4) There is beauty in everything.

Ans. :3

- 1 2 3 4

6. 4 Choose the correct meaning of the following proverb —

Actions speak louder than words.

- 1) Actions are more important and impressive than only talking.
2) One should speak loudly.
3) We should act as we speak.
4) We should act first and then speak.

Ans.:1

- 1 2 3 4

7) Figures of speech

7.1 Recognize the figure of speech in the following statement

I smile, I laugh, I roar.

- 1) simile 2) repetition 3) Hyperbole 4) Climax

Ans.: 4

- 1 2 3 4

7. 2 Which of the following statements shows simile?

- 1) The camel is the ship of the desert 2) He looks as cheerful as rose
3) Oh death! Where is thy sting? 4) United we stand, divided we fall.

Ans. : 4

- 1 2 3 4

18. On Line Examination:

A. Details of the On-Line Examination Pattern

- The CET Examination will be conducted on-line mode i.e. on a computer.
- The MAH-B.Ed.-CET test will be provided in **English and Marathi**. and B.Ed-ELCT test will be only in **English**. This Test will be for the candidates who have registered themselves for admission to English Medium Colleges. No request for ELCT will be accepted at the Centre.
- All the questions will have multiple choices. Out of the Four options/ answers to the question only one will be the correct answer. The candidate has to select the most appropriate answer and 'mouse click' the alternative which he/she feels appropriate/correct. The alternative /option that is clicked on will be treated as the answer to that question. Answer to any question will be considered for final

evaluation. Only when candidate has submitted the answers by clicking on “Save and Next” or “Mark for Review and Next”.

- The clock has been set at the server and the countdown timer at the top right corner of your screen will display the time remaining for you to complete the Examination. When the clock runs out the Examination by default- candidate is not required to submit his/her examination.
- The question palette at the right of the screen shows one of the following statuses of each of the questions numbers:



You have not visited the question yet.



You have not answered the question.



You have answered the question.



You have NOT answered the question, but have marked the question for review.



You have answered the question, but marked it for review.

- **The marked review status simply acts as a reminder that you have set to look at the question again.** If an answer is selected for question that is marked for Review, the answer will be considered in the evaluation.
- To select a question to answer, you can do one of the following:--
 - i. Click on the question number in the question palette at the right of your screen to go to that numbered question directly. Note that using this option **does not save your answer** to the current question.
 - ii. Click on ‘**Save & Next**’ to save answer to current question and to go to the next question in sequence.
 - iii. Click on ‘**Mark for Review and Next**’ to save answer to current question, mark it for review, and to go to the next question in sequence.
- To select your answer, click on one of the option buttons.
- To change your answer, click another desired option button.
- To save the answer, you **MUST** click on ‘**Save and Next**’.
- To deselect a chosen answer, click on the chosen option again or click on the **Clear Response** button.
- To mark a question for review click on **Mark for Review and Next**. If an answer is selected for a question that is Marked for Review , the answer will be considered in the final Evaluation.
- To change an answer to a question, first select the question and then click on the new answer option followed by a click on the **Save and Next** button.
- **The questions that are saved or marked for review after answering will ONLY be considered for evaluation.**
- Test name(s) will be displayed on the top bar of the screen. Questions in the test can be viewed by clicking on the test name. The test you will view will be highlighted.
- After clicking the ‘**Save and Next**’ button on the last question for the test, you will automatically be taken to the first question of the **next test**.

- You can move the mouse cursor over the test names to view the status of the questions of the test.
- You can shuffle between test and questions anytime during the examination as per your convenience.
- The candidates are requested to follow the instructions of the TEST ADMINISTRATOR carefully. If any candidate does not follow the instructions/ rules, it would be treated as a case of misconduct/adoption of unfair means and such a candidate would be liable to debarment from appearing for the examinations for the period as decided by CET CELL.
- The candidates may ask the Test Administrator about the doubts or questions only before the commencement of the test. No query shall be entertained after the commencement of the examination.
- After the expiry of 120 minutes, the candidates will not be able to attempt any question or click their answers. The answers of the candidates would be saved automatically by the computer system even if he/she has not clicked the **Submit** button.
- **The candidates are advised to note the following things carefully:**
 - i. Candidates will not be allowed to **finally submit** unless they have exhausted the actual test time.
 - ii. Under no circumstances should a candidate click on any of the KEYBOARD KEYS once the examination starts as this will lock the Examination.

19. General Instructions:

1. **Please note the Date, Time and Venue address of the examination given in the Hall Ticket.**
2. Candidates are advised to visit the venue one day before the On-line Examination to confirm the location so that you are able to report **on time** (as printed on the Hall ticket) on the day of the examination. **Late comers are not allowed.** Hence the candidates are advised to report to the Examination Centre much before the reporting time given on the Hall Ticket.
3. The Hall ticket should be brought with you to the examination venue along with your recent pass port size photograph duly pasted on it. **(The photograph pasted on the Hall Ticket should preferably be the same photograph you have scanned and uploaded for filling in the on line form.)**
4. **Candidates must preserve their original Hall Ticket with them for verification at the time of Admission in the College, but they must submit self attested photocopy of the Hall-Ticket along with original Hall Ticket at the time of CET Examination. The link of the Hall ticket will be discontinued after the CET Examination, hence candidates should preserve their original Hall Ticket till they are admitted and their admissions are verified by Directorate of Higher Education.**
5. Candidates must scrupulously follow the instructions of the Test Administrator and CET CELL Representative/ Venue Officer at the examination venue. If you violate the instructions you will be disqualified and will be asked to leave the Examination Venue.
6. No use of calculators (separate or with watch) books, or written notes, cell phones (with or without camera facility) , or any other electronic device will be allowed during the examination. The candidates will be responsible for the safe upkeep of their Mobiles, since Mobile phones are not allowed in the Examination Centre.
7. Candidates should bring their Hall Ticket with their photo affixed thereon with currently **valid Photo Identity Proof in original as detailed in Identity Verification part (11) above along with original documents proving change in name detailed above.. THIS IS ESSENTIAL.**

8. Identity of the Candidate will be checked against the Photo and Name. Photo should exactly match, hence candidates are advised to use and upload their recent photo with specification detailed above. Director of Higher Education Representative Venue Officer's decision on allowing/disallowing the candidate will be final and binding on the candidate.
9. Your responses (answers) will be analyzed with other candidates to detect patterns of similarity of right and wrong answers. If in the analytical procedure adopted in the regard, it is inferred/ concluded that the responses have been shared and scores obtained are not genuine/valid, your candidature may be cancelled. Any candidate who is found copying or receiving or giving assistance or engaging in any behavior unbecoming of a candidate will not be considered or assessment. The CET CELL may take further action against such candidates as deemed fit by it.
10. Candidate should bring with him/her a ball point pen. A sheet of paper will be provided which can be used by the candidate for rough work or taking down the question number you would like to review at the end of the test before submitting your answers. After the test is over you **MUST HAND OVER THIS SHEET** of paper to the Test Administrator before leaving the venue.
11. The possibility of occurrence of some problem in the administration of the examination cannot be ruled out completely which may impact test delivery and/or result from being generated. In that event, every effort will be made to rectify such problem, which may include movement of candidates, delay in test. Conduct of a re-examination is at the absolute discretion of the Test Conducting Body. **Candidates will not have any claim for the re-test.** Candidates not willing to move or not willing to participate in the delayed process of the test delivery shall be summarily rejected from the process.
12. **If the examination is held in more than one session**, the scores across various sessions will be equated to adjust for slight differences in difficulty level of different test batteries used across sessions. More than one session are required if the nodes capacity is less or some technical disruption takes place at any centre or for any candidate.
13. Anyone found to be disclosing, publishing, reproducing, transmitting, storing or facilitating transmission and storage of test contents in any form or any information therein in whole or part thereof or by any means verbal or written, electronic or mechanical or taking away the papers supplied in the examination hall or found to be unauthorized possession of test content is likely to be prosecuted.
14. Instances for providing incorrect information and or process violation by the candidate detected at any stage of the Admission process will lead to disqualification of the candidate from the selection process. And he she will not be allowed to appear in any admission process in the future. If such instances go undetected during the current Admission Process but are detected subsequently, such disqualification will take place with retrospective effect.

19.1 Important points to remember:

You are advised to bring with you:

- a) **Hall ticket with affixed photo and valid Photo ID card in ORIGINAL**
- b) **Original Proof for Change in name if applicable(In case of Married candidates and adopted candidates.)**
- c) **One ball point Pen,**
- d) **Scribe Declaration Filled in Form with Scibe's Photo pasted on it. (if applicable.) (If you are using Scribe/if applicable)**

19.2 Other Guidelines

- i. Applicants are advised in their own interest to apply on-line much before the closing date and not to wait till the last date to avoid the possibility of disconnection/inability/ failure to log on to the Note website on account of heavy load on internet/website jam. DHE/CET CELL takes no responsibility for applicants not being able to submit their applications online within the last date on account of aforesaid reasons or for any other reason beyond the control of the DHE/CET CELL.
- ii. Any information submitted by an applicant in his/her application shall be binding on the applicant personally and he/she shall be liable for prosecution/ civil consequences in case the information/details furnished by him/her are found to be false at a later stage.
- iii. DHE/CET CELL shall not be responsible for any application made/ wrong information provided by an unauthorized person/institution. **Applicants are advised not to share/mention their application details with/to anyone.**
- iv. Candidates are advised to download and read the detailed guidelines for filling in online application.
- v. In no case the request for change of venue, centre, time slot will be entertained.
- vi. **Candidates are advised to go through the detailed admission rules of the CET Examination they are going to appear before filling in the Form.**

20. LEGAL JURISDICTION:

All disputes pertaining to the conduct of examination and selection shall fall within the jurisdiction of Courts, at Mumbai only. The Commissioner State CET CELL shall be the legal person in whose name the Government of Maharashtra may sue or may sued.

21. Post CET Process: The candidates are advised to visit <http://dhe.mhpravesh.in> or any other web site given by the CET CELL for various Notifications, Government Resolutions and for Post CET Centralized Admission Process link for which will be available on <http://mahacet.org> and <http://dhepune.gov.in> or any other web site prescribed by CET CELL.

- Details about Subject-Method wise seat Distribution, Seats in Colleges of Education, Facilities in Colleges of Education, Internal Reservation for Physically Challenged and Ex-and Active servicemen and time table of admission, Fee Structure in colleges will be made available in the Common Admission Procedure Information Brochure.

Wish You Good luck!

22. SCRIBE DECLARATION FORM

The visually impaired candidates and candidates whose writing speed is adversely affected permanently for any reason can use their own scribe at their cost during the On-Line Examination. In all such cases where a scribe is used, the following rules will apply:

- Please ensure you are eligible to use a scribe as per the Government of India rules governing the recruitment of Persons with Disabilities.
- The candidate will have to arrange his/her own scribe at his/her own cost.
- The scribe arranged by the candidate should not be a candidate for the same examination. If violation of the above is detected at any stage of the process, candidature of both the candidate and the scribe will be cancelled.
- A person acting as a scribe for one candidate cannot be a scribe for another candidate.
- The scribe may be from any Academic Stream.
- Both the candidate as well as scribe will have to give a suitable undertaking confirming that the scribe fulfils all the stipulated eligibility criteria for a scribe mentioned above. Further in case it later transpires that he/she did not fulfill any laid down eligibility criteria or suppressed material facts the candidature of the applicant will stand cancelled, irrespective of the result of the online examination.
- Those candidates who use a scribe shall be eligible for compensatory time of 20 minutes for every hour of the examination or as otherwise advised.

Visually Impaired candidates under Blind/Low Vision, who use scribe, may skip the non verbal questions and questions on Table/Graph, if any. The candidates will be awarded marks for such Section based on the overall average obtained in other Sections of the respective test.

Please fill up the **DECLARATION given below** and submit along with the Hall Ticket.

We, the undersigned, Shri/Smt/Kum. _____ **eligible candidate**
for the **MAH-B.Ed. CET 2017** Examination

AND

Shri/Smt/Kum. _____ **eligible writer (scribe)** for the eligible candidate, do
hereby declare that :

1. The scribe is identified by the candidate at his/her own cost and as per own choice.
The candidate is **visually impaired** or **his/her writing speed is adversely affected permanently, Dyslexia, Dyscalculia, Dysgraphia candidates** and s/he needs a writer (scribe) as permissible under the Government of India rules governing the recruitment/Admission of Physically Challenged persons.
2. As per the rules, the candidate availing services of a scribe is eligible for compensatory time of 20 minutes for every hour of the Examination.
3. In view of the importance of the time element and the examination being of a competitive nature, the candidate undertakes to fully satisfy the Medical Officer of the Organization that there was necessity for use of a scribe as his/her writing speed is affected by the disabilities mentioned in Paragraph '1' above.
4. In view of the fact that multiple appearance / attendance in the examination are not permitted, the candidate undertakes that he/she has not appeared / attended the examination more than once and that the scribe arranged by him/her is not a candidate for the examination. If violation of the above is detected at any stage of the process, candidature of both the candidate and the scribe will be cancelled.
5. We hereby declare that all the above statements made by us are true and correct to the best of our knowledge and belief. We also understand that in case it is detected at any stage of Admission that

we do not fulfill the eligibility norms and/or that the information furnished by us is incorrect/false or that we have suppressed any material fact(s), the candidature of the applicant will stand cancelled, irrespective of the result of the examination. If any of these shortcoming(s) is/are detected even after the candidate's Admission, his/her admission are liable to be terminated. In such circumstances, both signatories will be liable to criminal prosecution

I, _____(Scribe), am not a candidate for this CET Examination.

Given under our signature and contact details:-

Signature of the Scribe Candidate

Roll No.:

Registration No.:

Signature of the Candidate

Postal Address of the Scribe Candidate

Postal Address of the Candidate

Mobile No. of the Scribe Candidate

Mobile No. of the Candidate

Landline No. of the Scribe Candidate

Landline No. of the Candidate

Signature of Invigilator

**Photograph
of the Scribe**

Note:- Scribe candidates are advised to take a print out of the page no 26 and 27 and fill it up take along with them by affixing their photo and enclosing necessary documents to the form and submit it to Venue Officer at the CET Test Centre.

23.How to fill B.ED CET Form

First Scan your Photo and Signature separately as per the directions given in the Information Brochure and save it on your PC's Desktop, and then follow the following steps.

Step 1 : Go to website :----- <http://www.dhepune.gov.in/>

Step 2 in the left hand side you will find : **E-Governance@DHE**

Under that you will find:

Higher Education CET Under Commissioner State CET Cell Mumbai

Step 3 Click on that that will take you to the page:

Higher Education CETS under Commissioner, State CET CELL, Mumbai page.

Step 4 Click on the link B.Ed. CET Application.

Step 5: You go to the Form Filling Site.

Click on: Click here for New Registration

Step 6. Register yourself by filling in the details. Candidate should note down registration ID and Pass word. Kindly remember that candidate doing more than one registration, their latest registration is considered all other registrations are automatically cancelled by the server.

Step 7. Already registered candidates should:

Login in by filling in details for already Registered Candidates

Step 8. Validate your filled in details

Step 9. Save and Submit form

Step 10 Take print out of the Form.

Step 11. If you have any problem: kindly send mail to:

1) [registration\(underscore\)helpdesk@ibps.org](mailto:registration(underscore)helpdesk@ibps.org) 2) maharashtra.cetcell@gmail.com

YOU CAN SEND SCREENSHOTS TO **ABOVE both E-MAIL ADDRESSES**, IF YOU FACE ANY DIFFICULTY. In case of Emergency call on--- 022-26473719 during Office Hours 10-30 to 6.00 on all working days only.

STATE CETCELL, MUMBAI & DIRECTORATE OF HIGHER EDUCATION EDUCATION, PUNE.